

Hysteroscopy



If you are experiencing symptoms such as heavy periods or irregular bleeding, pelvic pain, unusual vaginal discharge or problems with conceiving that haven't been diagnosed via standard screening procedures, your Consultant may recommend a hysteroscopy to examine the inside of your uterus or womb.

Our exceptional clinical team have your best interests in mind

We work with a dedicated team of Gynaecologists, who are renowned for their exceptional work and levels of patient care and are here to support you throughout your treatment journey. We offer comfortable, private facilities to ensure you feel relaxed during your procedure and can provide a chaperone service if you feel you may need reassurance.

Prices & payment

We offer a guide price of:

Hysteroscopy
£2,557

The above are guide prices only.

Our [terms and conditions can be found here](#).

Consultants



Mr Steve Attard-Montalto

KIMS Hospital+1 location

[View profile](#)



Mr Rowan Connell

KIMS Hospital+2 locations


[View profile](#)



Professor Omer Devaja

KIMS Hospital+2 locations

[View profile](#)



Mr Ahmed El Gohari

KIMS Hospital+2 locations

[View profile](#)



Mr Abhishek Gupta

KIMS Hospital+2 locations

[View profile](#)



Professor Hany Habeeb

Available at
KIMS Hospital

[View profile](#)



Miss Anne Henderson

KIMS Hospital+1 location

[View profile](#)



Mr Andreas Papadopoulos

KIMS Hospital+1 location


[View profile](#)



Miss Milica Perovic

KIMS Hospital+2 locations


[View profile](#)



Miss Hala Selim

KIMS Hospital+1 location

[View profile](#)



Miss Anahit Zakaryan

KIMS Hospital+1 location

[View profile](#)

FAQs

What does a hysteroscopy involve?

A hysteroscopy is a fairly short procedure, taking between 10 and 30 minutes. You may be placed under a general or local anaesthetic, depending on the reason for having the procedure, but your Consultant will discuss this with you beforehand.

Your Consultant will use a speculum to gently open up the walls of your vagina, similarly to the way it is used during a cervical smear test. A narrow tube with a telescope at the end, a hysteroscope, will be inserted through the cervix into the womb. Your Consultant may use a gas or fluid to inflate the womb in order to gain a better view.

During the procedure, your Consultant may take small samples of tissue (a biopsy) for further examination and will use additional instruments to do this.

Will it hurt?

Some women will experience cramping similar to period pains after a hysteroscopy, but this usually passes after a few days. If the procedure is performed under a general anaesthetic there may be some cramping pains when you wake up. Most patients feel they can return to normal activities, such as work, a day or two after the procedure.

What if the hysteroscopy identifies a problem?

Your Consultant will arrange an appointment to discuss your results following the hysteroscopy. During this consultation, they will advise if any further treatment needed and will be able to help you arrange this.